



BIBB COUNTY






SCHOOL SYSTEM SNAPSHOT: 2020 EDITION*

721 Walnut Street | Centreville, AL 35042 | (205) 926-9881

Superintendent Terry D. McGee

Board Members Mike Oakley, Mike McMillan, Billie Dailey, Elaine Jones, Morris B. Moody

By the Numbers

	Schools¹	9
	Students/ADM²	3,237
	Free & Reduced Lunch	63%
	Community Eligibility Program	43%
	Number of Route Buses³	48
	State-Funded Buses ⁴	56%
	Students Bused	1,763
	Full-Time Employees	417
	Teachers	193
	Principals/ Assistant Principals	14
	Counselors	9
	Librarians	8
	Other Certified Employees	13
	Support Personnel	180

¹ Schools with enrollment, including Alternative and Career Technical Education

² Average Daily Membership

³ Data collected in FY16 and used for FY18 funding

⁴ Percent of school system bus fleet renewal eligible for state funding

⁵ Calculation excludes Transportation Fleet Renewal and Public School Fund Capital Outlay

⁶ 2017-2018 NEA Rankings of the States



\$2,180,477

Cost of One Month's
Operation⁵

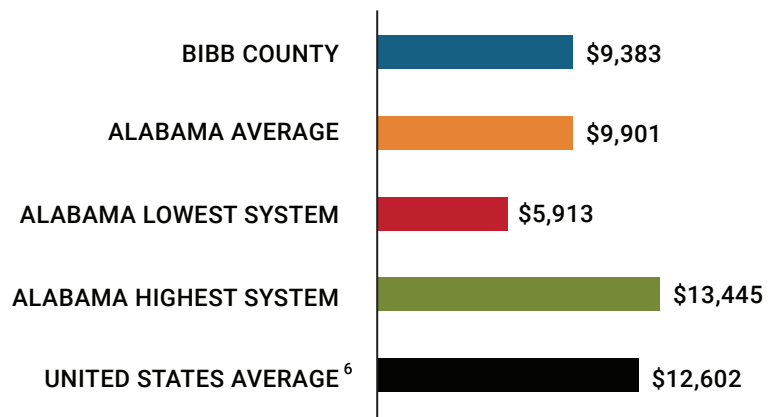


1.37

Number of Months
Reserve Balance

Compare Your School System

Total Per-Pupil Expenditures (PPE)



Bibb County

Per Pupil Expenditures

Federal PPE Rank **68**

State PPE Rank **35**

Local PPE Rank **111**



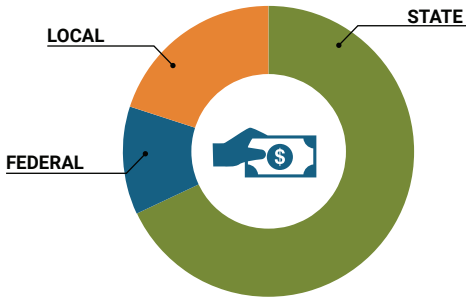
Per Pupil Expenditures among 137 systems

OVERALL SYSTEM RANK 92

* THIS REPORT INCLUDES FISCAL YEAR 2018 DATA

School System Revenue

How was your school system funded?¹



\$22,704,004	STATE	68%
\$3,913,116	FEDERAL	12%
\$6,715,784	LOCAL	20%
— \$1,515,570	Local 10-Mill Match	
\$5,200,034	AVAILABLE LOCAL REVENUE	

VALUE OF 1-MILL
For Your School System

\$151,575

School System Spending

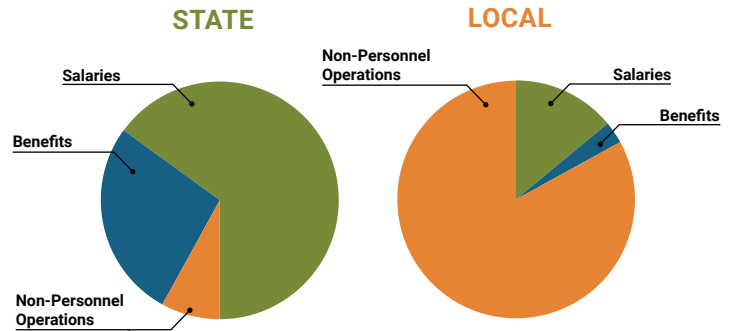
How did your school system spend state & local dollars?¹

	STATE SPENDING ^{2,3}	LOCAL SPENDING ²
Salaries	\$14,913,727	\$607,980
Benefits	\$6,193,752	\$110,272
Non-Personnel Operations	\$1,711,860	\$3,499,971
TOTAL	\$22,819,339	\$4,218,223

¹ Revenues and expenditures may contain nominal variances

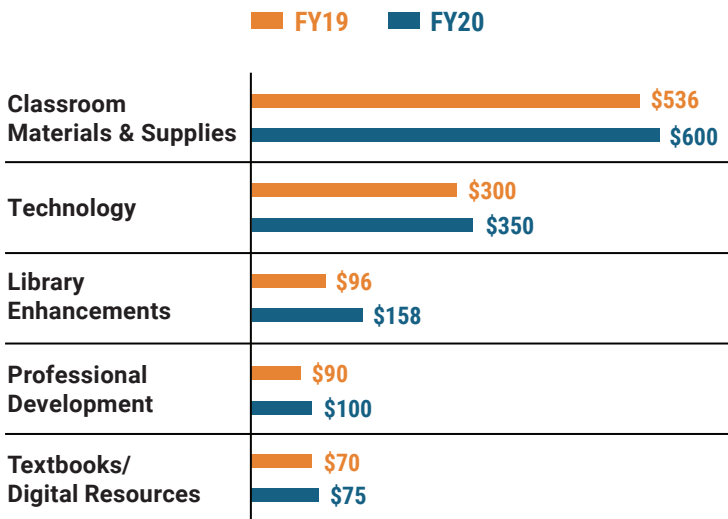
² Does not include debt service or capital outlay

³ Includes 10-mill match



Only 8% of state funding goes to Non-Personnel Operations

Instructional Support



Educational Advancement & Technology Fund⁴



⁴ These one-time supplemental funds may be used for repairs and deferred maintenance, classroom instructional supplies, insurance for facilities, transportation, technology and school safety measures.

System Debt

TOTAL DEBT⁵ **\$14,207,767** **DEBT PER STUDENT** **\$4,389**

⁵ The debt totals in system audit reports may differ due to audit adjustments



ALABAMA
ASSOCIATION OF
SCHOOL BOARDS

Sally Smith, J.D.
Executive Director

Lissa Tucker, J.D.
Director of Government Relations

43 South Jackson Street
Montgomery, Alabama 36104

1-800-562-0601 | AlabamaSchoolBoards.org

@AlaSchoolBoards Facebook.com/AlabamaSchoolBoards